

# 1 Lat-pull

## Exercise variables

Repetitions	35 – 40
Movement rhythm	Continuous movement
Sets	3
Rest between sets	1 minute
Total exercise time	6 minutes
Exercise units	3 - 4 times per week if possible

## Endurance

### Starting position




Sit on a box. Feet on the floor, back to the wall. Fasten elastic band above head height, arms reach up and grasp the band.

### Description of movement



Pull elastic band down, elbows slightly bent.

### Finishing position



Raise arms slowly, elastic band should never lose its tension completely.

## 2 Rowing

### Exercise variables

Repetitions	35 – 40
Movement rhythm	Continuous movement
Sets	3
Rest between sets	1 minute
Total exercise time	6 minutes
Exercise units	3 - 4 times per week if possible

### Endurance

### Starting position



Sit on a box facing the wall. Feet on the floor, back upright. Fasten elastic band at elbow height. Keep elbows slightly bent.

### Description of movement



With bent elbows pull the elastic band backwards until the hands are next to the hips.

### Finishing position



Move arms slowly forward again. The elastic band should never lose its tension completely.

## 3 Bicycle ergometer

### Exercise variables

Intensity	Slow to moderate speed
Duration	10 - 20 minutes
Rest	No stopping
Exercise units	3 - 4 times per week if possible

### Endurance

### General information



10 to 20 minutes moderate cycling without pause, 75 to 100 watts

## 4 Walking

### Exercise variables

Intensity

Slow to moderate speed

Duration

10 - 20 minutes

Rest


No stopping

Exercise units

3 - 4 times per week if possible

### Endurance

### General information



10 to 20 minutes of moderate to fast walking.




## 5 Lift the weights

### Quantitative criteria

Repetitions	8 – 15
Movement rhythm	Continuous movement
Sets	3
Rest between sets	1 minute
Total exercise time	4 minutes
Exercise units	2 – 3 times per week if possible


**Strength**

### Starting position




Sit on a box. Feet on the floor, back upright. Hold full plastic bottles level with the ears, elbows flexed and pointing outwards.

### Description of movement



Lift bottles upwards in a semi-circular movement. Keep elbows pointing outwards.

### Finishing position



Bend arms again until hands are level with the ears. Continuous movement.

## 6 Bench press

### Quantitative criteria

Repetitions	8 – 15
Movement rhythm	Continuous movement
Sets	3
Rest between sets	1 minute
Total exercise time	4 minutes
Exercise units	2 – 3 times per week if possible

### Strength

#### Starting position



Lie on a bench. Feet on the floor on either side, head on the bench. Hold the filled PET bottles on the side, at shoulder level, elbows flexed and pointing outwards.

#### Description of movement



Push PET bottles up vertically.

#### Finishing position



Lower arms back down slowly until hands are level with the shoulders. Continuous movement.

## 7 Throw in

### Quantitative criteria

Repetitions	8 – 15
Movement rhythm	Continuous movement
Sets	3
Rest between sets	1 minute
Total exercise time	4 minutes
Exercise units	2 – 3 times per week if possible

### Strength

#### Starting position



Sit on a box. Feet on the floor, back upright and to the wall. Fasten elastic band at the same height as the shoulders/head.

#### Description of movement



Pull elastic band from behind the head forwards and upwards until hands are visible.

#### Finishing position



Move arms slowly back behind the head. The elastic band should never lose its tension completely. Continuous movement.

## 8 Inward arm rotation

### Quantitative criteria

Repetitions	8 – 15
Movement rhythm	Continuous movement
Sets	3
Rest between sets	1 minute
Total exercise time	4 minutes
Exercise units	2 – 3 times per week if possible

**Strength**

### Starting position



Sit on a box sideways to the wall. Feet on the floor, back upright. Hold elastic band with the near hand at elbow height, close to the body and at a 90 angle. Hold the other end of the band with the opposite arm.

### Description of movement



Pull elastic band inwards to the abdomen with a lateral movement keeping the elbow bent.

### Finishing position



Move arm outwards again. The elastic band should never lose its tension completely. Continuous movement.

## 9 Outward arm rotation

### Quantitative criteria

Repetitions	8 – 15
Movement rhythm	Continuous movement
Sets	3
Rest between sets	1 minute
Total exercise time	4 minutes
Exercise units	2 – 3 times per week if possible

**Strength**

### Starting position



Sit on a box sideways to the wall. Feet on the floor, back upright. Hold elastic band at elbow height. Hold the other end of the band with the arm next to the wall. Keep elbow in a 90° angle close to the body.

### Description of movement



Pull elastic band outwards in a lateral movement keeping the elbow bent.

### Finishing position



Move arm inwards again. The elastic band should never lose its tension completely. Continuous movement.

## 10 Butterfly

### Quantitative criteria

Repetitions	8 – 15
Movement rhythm	Continuous movement
Sets	3
Rest between sets	1 minute
Total exercise time	4 minutes
Exercise units	2 – 3 times per week if possible

### Strength

#### Starting position




Sit on a box. Feet on the floor, back to the wall. Hold elastic band at shoulder height with elbows slightly bent.

#### Description of movement



Move arms forward in a semi-circular movement keeping elbows slightly bent.

#### Finishing position



Move arms slowly back again until a slight stretching can be felt on the chest.

## 11 Lateral abdominal curls

### Quantitative criteria

Repetitions	8 – 15
Movement rhythm	Continuous movement
Sets	3
Rest between sets	1 minute
Total exercise time	4 minutes
Exercise units	2 – 3 times per week if possible

**Strength**

### Starting position



Lie on the back. Bent legs, both arms stretched by the side.

### Description of movement



Push both arms upwards and forwards along one leg. Upper body follows the movement of the arms.

### Finishing position



Move arms slowly back parallel to the leg, Upper body follows slowly back down without completely touching the ground. Continuous movement. Change to the other side.



## 12 Cobra

### Quantitative criteria

Repetitions	8 – 15
Movement rhythm	Continuous movement
Sets	3
Rest between sets	1 minute
Total exercise time	4 minutes
Exercise units	2 – 3 times per week if possible

### Strength

### Starting position



Lie on the front. Arms stretched out side-ways

### Description of movement



Raise chest and head. Roll tennis ball under the chest from left to right.

PLEASE NOTE: In case of hyperlordosis of the lower back spine) raise head and upper body only slightly and hold this position looking at the mat. Arms should remain stretched above the head.

### Finishing position



Lower upper body back to the ground, keep head in line all the time. Continuous movement.



# 13 Frog

## Quantitative criteria

Repetitions	8 – 15
Movement rhythm	Continuous movement
Sets	3
Rest between sets	1 minute
Total exercise time	4 minutes
Exercise units	2 – 3 times per week if possible

## Strength

### Starting position



Lie on the back. Legs and arms stretched out, head on the mat.

### Description of movement



Move arms and head with bent elbows to the centre of the body. Pull heels towards the bottom. Upper body crunches up following the movement of the arms.


Please note:

In case of hyperlordosis practice in two parts:

Part 1: Hands under the bottom, bend and stretch legs as indicated above.

Part 2: Place bent legs on the mat, move arms to the centre of the body and back as indicated above.

### Finishing position



Continuous movement.


## 14 Squats

### Quantitative criteria

Repetitions	8 – 15
Movement rhythm	Continuous movement
Sets	3
Rest between sets	1 minute
Total exercise time	4 minutes
Exercise units	2 – 3 times per week if possible


### Strength

#### Starting position




Stand upright. Feet apart at hip width, back upright, arms crossed in front of the chest.

#### Description of movement



Bend knees until they reach 90°. Shift weight to the heels.

#### Finishing position



Stretch legs up slowly. Continuous movement.

## 15 Foot marathon

### Quantitative criteria

Repetitions	8 – 15
Movement rhythm	Continuous movement
Sets	3
Rest between sets	1 minute
Total exercise time	4 minutes
Exercise units	2 – 3 times per week if possible

### Strength

### General information



### Repetitions



Walk with different styles:

- On the outside of the foot. Pull inner side up.
- On the inside of the foot. Pull outer side up.
- On the heels. Pull toes up.
- On the toes. Pull heels up.

Distance: 5 metres

For each style: 2 times 5 metres, two sets each.

Total time of this exercise: 4 minutes

## 16 Telemark

### Quantitative criteria

Repetitions	8 – 15
Movement rhythm	Continuous movement
Sets	3
Rest between sets	1 minute
Total exercise time	4 minutes
Exercise units	2 – 3 times per week if possible


### Strength

### Starting position




Take a long step forward. Front foot flat on the floor with knee slightly bent, back foot resting on the toes with leg almost stretched out, arms hanging down.

### Description of movement



Bend front and back knee until the back knee almost touches the ground. Upper body should remain upright.

### Finishing position



Rise slowly. Front knee should never be completely stretched. Continuous movement.

## 17 Leg raises - Standing

### Quantitative criteria

Repetitions	8 – 15
Movement rhythm	Continuous movement
Sets	3
Rest between sets	1 minute
Total exercise time	4 minutes
Exercise units	2 – 3 times per week if possible

**Strength**

### Starting position



Stand sideways with weight on the leg close to the wall. Attach rubber band above the ankle of the other leg and connect it to the wall bars or the pole. Back upright, hold on to the wall bar/pole.

### Description of movement



Spread the leg outwards only as far as the hips can remain level. Keep leg straight.

### Finishing position



Move leg back slowly. Continuous movement. Change to the other side.

## 18 Sideways leg raises - Lying

### Quantitative criteria

Repetitions	8 – 15
Movement rhythm	Continuous movement
Sets	3
Rest between sets	1 minute
Total exercise time	4 minutes
Exercise units	2 – 3 times per week if possible

**Strength**

### Starting position



Lie sideways on a mat. Lower leg slightly bent. Attach rubber band around both ankles.

### Description of movement



Raise upper leg slightly but only as high that the hip can remain straight. Keep leg straight.

### Finishing position



Lower the upper leg back down. Change to the other side


## 19 Standing Leg pull

### Quantitative criteria

Repetitions	8 – 15
Movement rhythm	Continuous movement
Sets	3
Rest between sets	1 minute
Total exercise time	4 minutes
Exercise units	2 – 3 times per week if possible


### Strength

#### Starting position




Stand sideways with weight on the leg away from the wall. Attach rubber band above the ankle of the other leg and connect it to the wall bar or the pole.  
Back upright, hold on to the wall bar/pole.

#### Description of movement



Move leg in front of the standing leg but only as far that the hip remains level.

#### Finishing position



Move leg slowly back again. Continuous movement. Change to the other side.



## 20 Cross - leg raises - Lying

### Quantitative criteria

Repetitions	8 – 15
Movement rhythm	Continuous movement
Sets	3
Rest between sets	1 minute
Total exercise time	4 minutes
Exercise units	2 – 3 times per week if possible


**Strength**

### Starting position



Lie sideways on a mat. Place upper leg in front of the lower leg, bent knee. Attach rubber band around both legs.

### Description of movement



Raise lower leg slightly behind the front leg. Keep leg straight.

### Finishing position



Lower leg back slowly without completely touching the mat. Continuous movement. Change to the other side.



## 21 Hip raises - easy

### Quantitative criteria

Repetitions	8 – 15
Movement rhythm	Continuous movement
Sets	3
Rest between sets	1 minute
Total exercise time	4 minutes
Exercise units	2 – 3 times per week if possible

**Strength**

### Starting position



Lie on the back. Arms parallel to the body.

### Description of movement



Raise hips until there is a straight line from the knees to the shoulders.

### Finishing position



Lower the hips without touching the mat. Continuous movement.

## 22 Hip raises - intensive

### Quantitative criteria

Repetitions	8 – 15
Movement rhythm	Continuous movement
Sets	3
Rest between sets	1 minute
Total exercise time	4 minutes
Exercise units	2 – 3 times per week if possible

**Strength**

### Starting position



Lie on the back. One leg bent, the other leg stretched out, arms parallel to the body.

### Description of movement



Raise hips until there is a straight line through the raised leg to the shoulders.

### Finishing position



Lower the hips without touching the mat. Continuous movement. Change to the other side.

## 23 Heel raises

### Quantitative criteria

Repetitions	8 – 15
Movement rhythm	Continuous movement
Sets	3
Rest between sets	1 minute
Total exercise time	4 minutes
Exercise units	2 – 3 times per week if possible

### Strength

### Starting position



Stand on the edge of a box on the front part of both feet. Heels in the air. Keep your balance holding on to the wall, a bar or a pole.

### Description of movement



Lower both heels until there is only a little weight on the rest of the foot.

### Finishing position



Slowly raise the heels as high as possible. Continuous movement.

## 24 Single leg heel raises

### Quantitative criteria

Repetitions	8 – 15
Movement rhythm	Continuous movement
Sets	3
Rest between sets	1 minute
Total exercise time	4 minutes
Exercise units	2 – 3 times per week if possible

### Strength

#### Starting position



Stand on the edge of a box on the front part of one foot. Heel in the air, the other leg out in front. Keep your balance holding on to the wall, a bar or a pole.

#### Description of movement



Lower the heel until there is only a little weight on the rest of the foot.

#### Finishing position



Slowly raise the heel as high as possible. Continuous movement.


## 25 Rolling Pin

### Quantitative criteria

Repetitions	15 - 20
Movement rhythm	Continuous movement
Sets	3
Rest between sets	1 minute
Total exercise time	4 minutes
Exercise units	Daily if possible


### Flexibility

### Starting position




Sit on a bench. Feet on the floor on either side, back straight.

### Description of movement



Roll the ball forward on the bench.

### Finishing position



Roll the ball back.


## 26 Shoulder circles

### Quantitative criteria

Repetitions	15 - 20
Movement rhythm	Continuous movement
Sets	3
Rest between sets	1 minute
Total exercise time	4 minutes
Exercise units	Daily if possible


### Flexibility

#### Starting position




Sit on a box. Feet on the floor, back straight. Hold pole at both ends to make a triangle with the arms.

#### Description of movement



Without changing the grip and keeping the arms as stretched as possible make a circle behind the back and to the front again.

#### Finishing position



Circular movement without stopping.

## 27 Javelin thrower

### Quantitative criteria

Repetitions	15 Seconds
Movement rhythm	Continuous stretching
Sets	3
Rest between sets	1 minute
Total exercise time	3 minutes
Exercise units	Daily if possible


### Stretching

#### Starting position



Sit on a box. One shoulder to the wall.

#### Description of movement



Place arm horizontally behind the back, touch the wall with the back of the hand. Feeling of light stretching in the arm and shoulder. Hold this position. Change to the other side.

#### Finishing position



Variations:  
Move arm vertically up and down.  
Touch the wall with the palm.



## 28 Double hand-clapping

### Quantitative criteria

Repetitions	15 - 20
Movement rhythm	Continuous movement
Sets	3
Rest between sets	1 minute
Total exercise time	4 minutes
Exercise units	Daily if possible

### Flexibility

#### Starting position




Sit on a box. Feet on the floor, back straight, leaning forward at a 45° angle.

#### Description of movement



Clap hands in front of the chest and behind the back.

#### Finishing position



Continuous movement



## 29 Arm pulls

### Quantitative criteria

Repetitions	15 Seconds
Movement rhythm	Continuous stretching
Sets	3
Rest between sets	1 minute
Total exercise time	3 minutes
Exercise units	Daily if possible

### Stretching

#### Starting position



Sit on a box. Feet on the floor, back straight.

#### Description of movement



Place one hand behind the head and hold on to the towel. Grasp the low end of the towel with the other hand and start stretching the upper arm. Hold the position.

#### Finishing position



Change to other side.

## 30 Neck stretches

### Stretching

#### Quantitative criteria

Repetitions	15 Seconds
Movement rhythm	Continuous stretching
Sets	3
Rest between sets	1 minute
Total exercise time	3 minutes
Exercise units	Daily if possible

#### Starting position



Sit on a box. Feet on the floor, shoulders low.

#### Description of movement



Bend head to one side and pull it down gently with the hand until a light stretching can be felt. Hold this position.

#### Finishing position



Change to the other side.

## 31 Shoulder raises

### Quantitative criteria

Repetitions	15 - 20
Movement rhythm	Continuous movement
Sets	3
Rest between sets	1 minute
Total exercise time	4 minutes
Exercise units	Daily if possible

### Flexibility

### Starting position



Sit on a box. Feet on the floor, arms hanging down.

### Description of movement



Pull shoulders slowly up to the ears.

### Finishing position



Slowly lower shoulders again.


## 32 Lower back stretches

### Quantitative criteria

Repetitions	15 Seconds
Movement rhythm	Continuous stretching
Sets	3
Rest between sets	1 minute
Total exercise time	3 minutes
Exercise units	Daily if possible


### Stretching

#### Starting position




Sit on a box. Feet on the floor, back straight.

#### Description of movement



Bend forward with a rounded back, arms hanging down. Pelvis can bend as well. Hold the position.

#### Finishing position



Unwind the back slowly to an upright position.

## 33 Stretching sideways - Lying

### Quantitative criteria

Repetitions	15 Seconds
Movement rhythm	Continuous stretching
Sets	3
Rest between sets	1 minute
Total exercise time	3 minutes
Exercise units	Daily if possible

### Stretching

#### Starting position



Lie on the back with straight legs, arms next to the body.

#### Description of movement



Stretch right arm sideways- and upward. Place left arm across the chest to the right side, left leg remains stretched. Bend right knee and place leg on top of the left leg. Hold this position.

#### Finishing position



Slowly roll back to the centre and change to the other side.


## 34 Trunk rotation

### Quantitative criteria

Repetitions	15 Seconds
Movement rhythm	Continuous stretching
Sets	3
Rest between sets	1 minute
Total exercise time	3 minutes
Exercise units	Daily if possible


### Stretching

#### Starting position




Sit on a box. Feet on the floor, back straight.

#### Description of movement



Move one arm over the head to the other side towards the ground. Trunk also bends sideward. Hold this position.

#### Finishing position



Move arm back and change to the other side.

## 35 Bending sideways

### Quantitative criteria

Repetitions	15 Seconds
Movement rhythm	Continuous stretching
Sets	3
Rest between sets	1 minute
Total exercise time	3 minutes
Exercise units	Daily if possible

### Stretching

#### Starting position



Sit on a box. Feet on the floor, back straight.

#### Description of movement



Move one arm over the head to the other side towards the ground. Trunk also bends sideward. Hold this position.

#### Finishing position



Move arm back and change to the other side.

## 36 Round back — hollow back

### Quantitative criteria

Repetitions	15 Seconds
Movement rhythm	Continuous stretching
Sets	3
Rest between sets	1 minute
Total exercise time	3 minutes
Exercise units	Daily if possible

### Stretching

#### Starting position




Sit on a box. Feet on the floor, back straight.

#### Description of movement



Slowly bend forward and drop the chin to the chest. Pelvis can bend as well. Hold the position.

#### Finishing position



Unwind the back slowly and push neck slightly backwards. Tilt pelvis forward to make a slightly hollow back. Hold the position.




## 37 Hamstring stretch

### Quantitative criteria

Repetitions	15 Seconds
Movement rhythm	Continuous stretching
Sets	3
Rest between sets	1 minute
Total exercise time	3 minutes
Exercise units	Daily if possible


### Stretching

#### Starting position



Sit on a bench. One leg stretched out in front, the other leg on the floor next to the bench.

#### Description of movement



Bend forward and hold the foot with both hands. Trunk bends as well. Hold this position.

#### Finishing position



Slowly sit up straight and change the leg.

## 38 Wade Calf Stretch

### Quantitative criteria

Repetitions	15 Seconds
Movement rhythm	Continuous stretching
Sets	3
Rest between sets	1 minute
Total exercise time	3 minutes
Exercise units	Daily if possible


### Stretching

#### Starting position



Stand in front of the wall. Lean hands lightly on the wall, knee of the front leg slightly bent, other leg stretched backwards. Feet pointing forward.

#### Description of movement



Push rear knee backwards until a light stretching can be felt in the calf and the knee. Press heel to the ground. Hold this position.

#### Finishing position



Slowly leave this position and change to the other leg.

## 39 Side lunge

### Quantitative criteria

Repetitions	15 Seconds
Movement rhythm	Continuous stretching
Sets	3
Rest between sets	1 minute
Total exercise time	3 minutes
Exercise units	Daily if possible


### Stretching

#### Starting position



Stand with legs apart. Back straight.

#### Description of movement



Move the centre of gravity to one side by bending one knee. The other leg remains stretched. Bend knee until a slight stretching can be felt in the other leg. Hold this position.

#### Finishing position



Slowly return to the starting position and change to the other side.


## 40 Front lunge

### Quantitative criteria

Repetitions	15 Seconds
Movement rhythm	Continuous stretching
Sets	3
Rest between sets	1 minute
Total exercise time	3 minutes
Exercise units	Daily if possible

### Stretching

#### Starting position



Kneel on a mat. Back upright, hands by the side. Place one leg forward slightly bent. Stretch the other leg and place shin and foot on the mat.

#### Description of movement



Move the pelvis forward until a light stretching can be felt on the front of the thigh. Hold this position.

#### Finishing position



Slowly return to the starting position. Change to the other side.


## 41 Thigh stretch

### Quantitative criteria

Repetitions	15 Seconds
Movement rhythm	Continuous stretching
Sets	3
Rest between sets	1 minute
Total exercise time	3 minutes
Exercise units	Daily if possible

### Stretching

#### Starting position



Stand on one leg. Body upright.

#### Description of movement



Hold the other leg just below the ankle and pull it towards the bottom. Keep body upright, tilt the pelvis until a light stretching can be felt in the front of the thigh of the bent leg.

#### Finishing position



Slowly release the bent leg and change to the other side.

## 42 Juggling

### Quantitative criteria

Repetitions

Movement rhythm

Sets

Rest between sets

Total exercise time

Exercise units

Until balls are dropped

Continuous movement

3 - 5

no rest

5 minutes

Daily if possible

### Coordination

### Starting position



Sit on a box. Feet on the floor.

### Description of movement



Juggling with several balls.

### Finishing position



Continuous movement.


## 43 Bouncing a ball

### Quantitative criteria

Repetitions	30 or until ball is lost
Movement rhythm	Continuous movement
Sets	3 - 5
Rest between sets	no rest
Total exercise time	5 minutes
Exercise units	Daily if possible


### Coordination

#### Starting position




Sit on a box. Feet on the floor.

#### Description of movement



Bounce ball from one side to the other and back again. With or without changing hands.

#### Finishing position



Continuous movement.



## 44 Bouncing two similar balls

### Quantitative criteria

Repetitions

Movement rhythm

Sets

Rest between sets

Total exercise time

Exercise units

30 or until ball is lost

Continuous movement

3 - 5

no rest

5 minutes

Daily if possible


Coordination

### Starting position



Sit on a box. Feet on the floor.

### Description of movement



Bounce ball from one side to the other and back again. With or without changing hands.

### Finishing position



Continuous movement.



## 45 Bouncing two different balls

### Quantitative criteria

Repetitions

Movement rhythm

Sets

Rest between sets

Total exercise time

Exercise units

30 or until ball is lost

Continuous movement

3 - 5

no rest

5 minutes

Daily if possible


Coordination

### Starting position



Sit on a box. Feet on the floor.

### Description of movement



Bounce one ball on the right side, the other on the left side.

### Finishing position



Continuous movement.

## 46 Balancing on one leg

### Quantitative criteria

Repetitions	Until balance is lost, maximum 30 seconds.
Movement rhythm	Static
Sets	3 - 5
Rest between sets	no rest
Total exercise time	5 minutes
Exercise units	Daily if possible

### Coordination

#### Starting position



Stand on one leg on the mat. Back straight, arms hanging down.

#### Description of movement



Raise the other leg forward horizontally, slightly bent. Remain standing in a stable position as long as possible.

#### Finishing position



Slowly return to the starting position. Change to the other side.

## 47 T- Balance

### Quantitative criteria

Repetitions	Until balance is lost, maximum 30 seconds.
Movement rhythm	Static
Sets	3 - 5
Rest between sets	no rest
Total exercise time	5 minutes
Exercise units	Daily if possible

### Coordination

#### Starting position



Stand on one leg on the floor. Arms hanging down, the other leg raised forward horizontally and slightly bent.

#### Description of movement



Slowly swing the leg to the back and stretch it out. At the same time bend the trunk forward and stretch the arms sideways.

#### Finishing position



Slowly return to the starting position. Change to the other side.

## 48 Dreaming policeman (easy)

### Quantitative criteria

Repetitions	30
Movement rhythm	Continuous movement
Sets	3 - 5
Rest between sets	30 seconds
Total exercise time	5 minutes
Exercise units	Daily if possible

### Coordination

### Starting position



Stand on the heels. Arms hanging down, back straight.

### Description of movement



Rock from the heels to the toes.

### Finishing position



Move back to the heels again and repeat continuously.

## 49 Dreaming policeman (medium)

### Quantitative criteria

Repetitions	30
Movement rhythm	Continuous movement
Sets	3 - 5
Rest between sets	30 seconds
Total exercise time	5 minutes
Exercise units	Daily if possible

### Coordination

#### Starting position



Stand on the heel of one foot and on the toes of the other.

#### Description of movement



Rock from the heel to the toes of one foot.  
At the same time rock from the toes to the heel of the other foot.

#### Finishing position



Continuous movement.

## 50 Dreaming policeman (difficult)

### Quantitative criteria

Repetitions	30
Movement rhythm	Continuous movement
Sets	3 - 5
Rest between sets	30 seconds
Total exercise time	5 minutes
Exercise units	Daily if possible

### Coordination

#### Starting position



Walking position. Front leg on the heel, rear leg on the toes, arms in reverse to the legs.

#### Description of movement



Make a 180° turn, at the same time one foot changes from the heel to the toes and the other from the toes to the heel. Arms change position as well.

#### Finishing position



Continuous movement.


## 51 Target throw

### Quantitative criteria

Repetitions	10 - 20
Movement rhythm	Continuous movement
Sets	3 - 5
Rest between sets	no rest
Total exercise time	5 minutes
Exercise units	Daily if possible

### Coordination

#### Starting position




Stand on the floor.

#### Description of movement



Place Hacky Sack on one foot and try to flip it into the hoop.

#### Finishing position



Several repetitions. Change to other side.


## 52 Breathing exercise

### Quantitative criteria

Repetitions	5 - 10
Movement rhythm	Continuous movement
Sets	3
Rest between sets	1 Minute
Total exercise time	3 minutes
Exercise units	Daily if possible

### Relaxation


### Starting position



Lie on the back with bent legs. Place one hand on the stomach, hold balloon with the other hand.


Variation: Hold balloon with both hands.

### Description of movement



Inhale deeply through the nose so that the hand is pushed upwards and breath out through the mouth to keep the balloon balanced in the air. Exhale smoothly and slowly.

### Finishing position



Do not repeat exercise too often. Maximum 5 times and then rest.



## 53 Foot massage

### Quantitative criteria

Length	30 seconds
Movement rhythm	Continuous movement
Sets	3
Rest between sets	no rest
Total exercise time	5 minutes
Exercise units	Daily if possible

### Relaxation

### Starting position




Lie on the back. Legs bent.

### Description of movement



Place one foot on the tennis-ball and role it forward and backward under the sole.

### Finishing position



Change to the other foot.

## 54 Cowboy

### Quantitative criteria

Repetitions	5 - 10
Movement rhythm	Continuous movement
Sets	3
Rest between sets	1 minute
Total exercise time	3 minutes
Exercise units	Daily if possible

### Relaxation

### Starting position



Sit on the gym ball. Feet on the floor, back straight, arms crossed in front of the chest.

### Description of movement



Bounce up and down on the gym ball.

### Finishing position



Continuous movement.